



VAN CARE



VAN RACKING
FORD

ABOUT US

Van Care has been a manufacturer in the field of commercial vehicle Van Racking Kits for many years. Our head office is located in Beek, The Netherlands, and our team consists of four employees. The production site is based in Poland, and has 100 employees.

Van Care offers a suitable solution for every commercial vehicle. We work with lightweight modular equipment and provide tailor-made solutions. The modular construction allows you to put together your ideal interior with the exact shelves, drawers and spaces you need.

OUR OFFER

VAN RACKING SYSTEMS




Thanks to an extensive network of specialized dealers, we can deliver fully customized Van Racking. Kits tailored specifically to your needs. Feel free to contact us for more information and an introductory conversation.

VAN CARE PRODUCTS

Van Care products are innovative, lightweight and durable. All products are made of ultra-high strength materials, resulting in minimal weight and maximum loading capacity.



THE BEST
QUALITY



FREE
CONSULTANCY



COST
REDUCTION

SAFETY

All Van Care's Van Racking Kits are tested extensively. Crash tests are continuously being carried out at specialized research centers.

Simulation, load capacity and vibration tests are continuously researched and performed.

Time and time again our products have proven to be extremely safe. Take these results from one of our frontal impact tests for example.



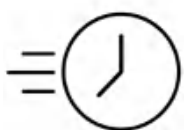
The speed of the crash test was increased from 32km/h to 50km/h. According to the report, the material had been deformed, but without creating dangerous situations for the passengers due to the loosening of parts.

SAFETY & QUALITY

ARE OUR MAIN GOALS

PROVEN QUALITY OF OUR PRODUCTS

Van Care guarantees optimal safety, today and in the future. Everything is made for functional use and safety during work and transport. The production is fully certified and complies to ISO 9001:2015 and TÜV requirements.



TIME
SAVING



PERSONALIZED
PROJECT



GREAT
TESTS RESULTS





CONTENT LIST:

TRANSIT COURIER

MODULES:

WHEEL BASE:2489mm 6-7

TRANSIT CONNECT

MODULES:

WHEEL BASE:2662mm 8-9

WHEEL BASE:3062mm 10-11

XLD LINE:

WHEEL BASE:2662mm 12

WHEEL BASE:3062mm 13

2021:

WHEEL BASE:2662mm 14-15

WHEEL BASE:3062mm 16-17

TRANSIT CUSTOM

MODULES:

WHEEL BASE:2933mm 18-19

WHEEL BASE:3300mm 20-21

XLD LINE:

WHEEL BASE:2933mm 22

WHEEL BASE:3300mm 23

2023

WHEEL BASE:3100mm 24-25

WHEEL BASE:3500mm 26-27

TRANSIT

MODULES:

WHEEL BASE:3300mm 28-29

WHEEL BASE:3750mm 30-31

WHEEL BASE:3750MM L4 32-33



Length



Height



Depth



Weight

TRANSIT COURIER



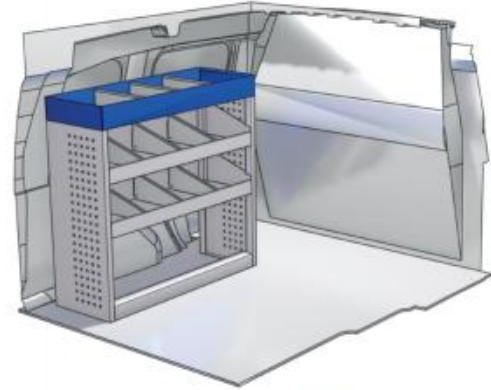
LEFT SIDE

Bronze Line

57-1-101-00



(wheel base: 2489mm)



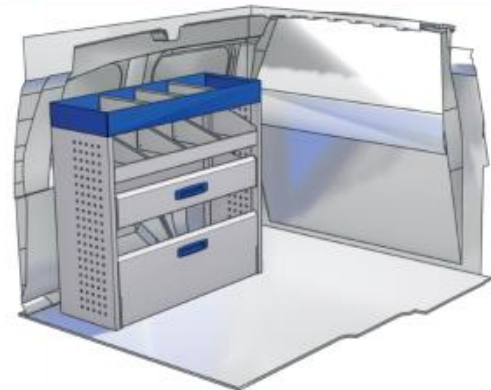
 1014mm
  980mm
  360mm
  21kg

Silver Line

57-1-103-00



(wheel base: 2489mm)



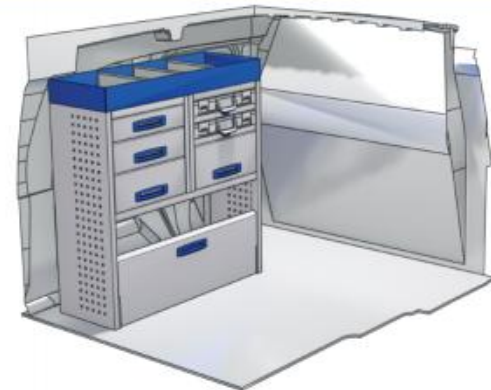
 1014mm
  980mm
  360mm
  35kg

Gold Line

57-1-150-00



(wheel base: 2489mm)



 1014mm
  1085mm
  360mm
  56kg



TRANSIT CONNECT




LEFT SIDE

Bronze Line

57-1-100-00



(wheel base: 2662mm)



1267mm
 980mm
 360mm
 40kg

Silver Line

57-1-102-00



(wheel base: 2662mm)



1267mm
 980mm
 360mm
 37kg

Gold Line

57-1-104-00



(wheel base: 2662mm)



1267mm
 980mm
 360mm
 60kg



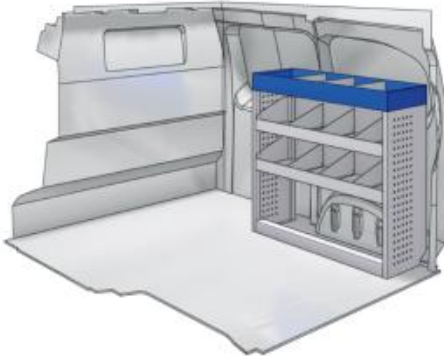
VAN CARE



**TRANSIT
CONNECT**

57-1-101-00

Bronze Line



L 1014mm **D** 980mm **D** 360mm **B** 21kg



(wheel base: 2662mm)

RIGHT SIDE

57-1-103-00

Silver Line



L 1014mm **D** 980mm **D** 360mm **B** 35kg



(wheel base: 2662mm)

57-1-150-00

Gold Line



L 1014mm **D** 1085mm **D** 360mm **B** 56kg



(wheel base: 2662mm)

TRANSIT CONNECT



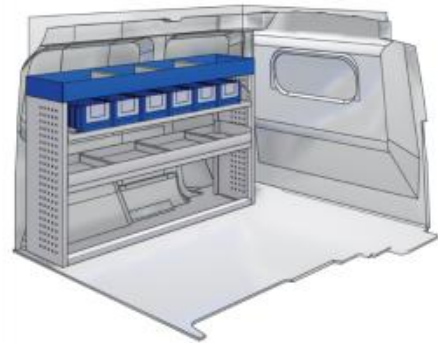
LEFT SIDE

Bronze Line

57-1-106-00



(wheel base: 3062mm)



 1521mm
  980mm
  360mm
  45kg

Silver Line

57-1-107-00



(wheel base: 3062mm)




 1521mm
  980mm
  360mm
  45kg

Gold Line

57-1-108-00



(wheel base: 3062mm)



 1521mm
  980mm
  360mm
  68kg

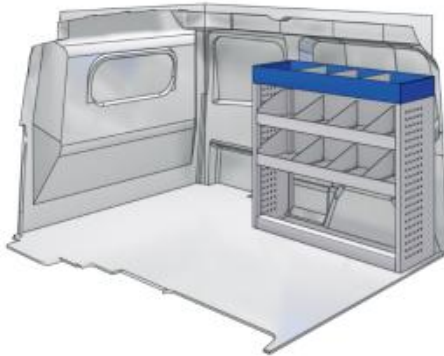


VAN CARE



**TRANSIT
CONNECT**

57-1-101-00



L 1014mm **D** 980mm **D** 360mm **B** 21kg

Bronze Line



(wheel base: 3062mm)

RIGHT SIDE

57-1-103-00



L 1014mm **D** 980mm **D** 360mm **B** 35kg

Silver Line



(wheel base: 3062mm)

57-1-151-00



L 1014mm **D** 1085mm **D** 360mm **B** 60kg

Gold Line



(wheel base: 3062mm)

TRANSIT CONNECT



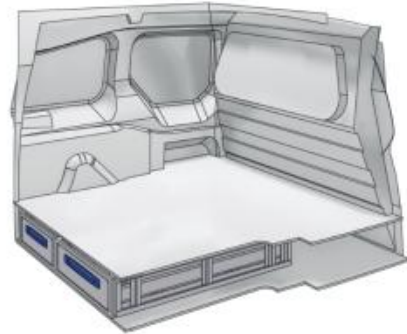
XLD LINE

Bronze Line

57-1-155-00



(wheel base: 2662mm)



L 1026mm
 H 176mm
 D 1075mm
 KG 41kg

Silver Line

57-1-109-00



(wheel base: 2662mm)



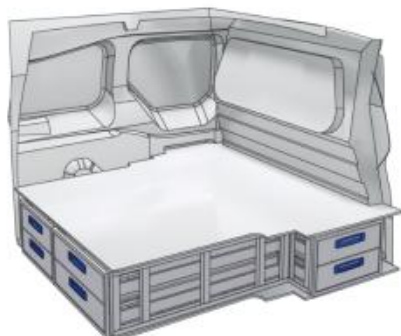
L 1527mm
 H 176mm
 D 1270mm
 KG 62kg

Gold Line

57-1-110-00



(wheel base: 2662mm)



L 1527mm
 H 310mm
 D 1270mm
 KG 111kg



VAN CARE

TRANSIT CONNECT

57-1-156-00

Bronze Line

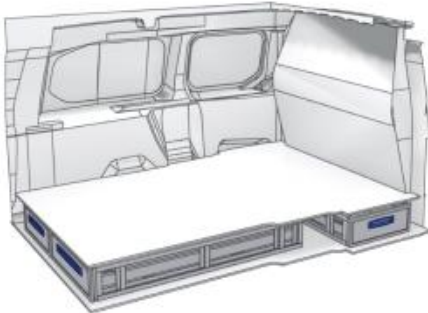


L 1266mm **D** 176mm **D** 1075mm **8** 44kg

(wheel base: 3062mm)

57-1-148-00

Silver Line



L 1732mm **D** 176mm **D** 1266mm **8** 65kg

(wheel base: 3062mm)

57-1-113-00

Gold Line



L 1732mm **D** 310mm **D** 360mm **8** 120kg

(wheel base: 3062mm)

CONNECT



VAN CARE

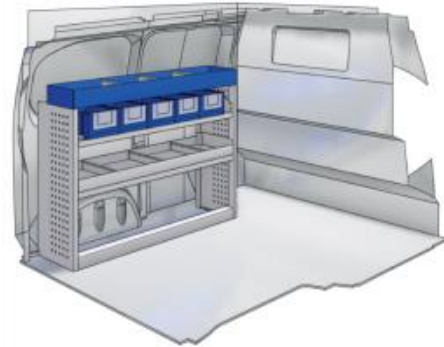
LEFT SIDE

Bronze Line

57-1-100-00



(wheel base: 2755mm)



 1267mm  980mm  360mm  40kg

Silver Line

57-1-102-00



(wheel base: 2755mm)



 1267mm  980mm  360mm  37kg

Gold Line

57-1-104-00



(wheel base: 2755mm)



 1267mm  980mm  360mm  60kg



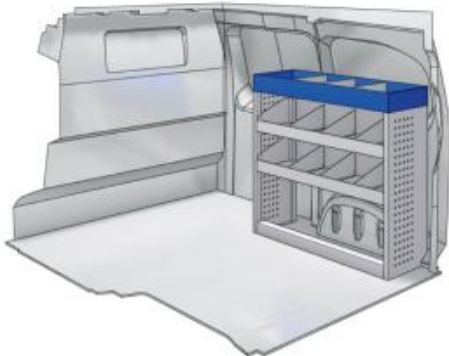
VAN CARE



CONNECT

57-1-101-00

Bronze Line



L 1014mm **D** 980mm **D** 360mm **B** 21kg



(wheel base: 2755mm)

RIGHT SIDE

57-1-103-00

Silver Line



L 1014mm **D** 980mm **D** 360mm **B** 35kg



(wheel base: 2755mm)

57-1-150-00

Gold Line



L 1014mm **D** 1085mm **D** 360mm **B** 56kg



(wheel base: 2755mm)

CONNECT



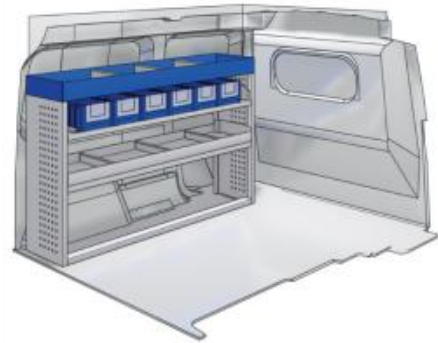
LEFT SIDE

Bronze Line

57-1-106-00



(wheel base: 2970mm)



1521mm 980mm 360mm 45kg

Silver Line

57-1-107-00



(wheel base: 2970mm)




1521mm 980mm 360mm 45kg

Gold Line

57-1-108-00



(wheel base: 2970mm)



1521mm 980mm 360mm 68kg

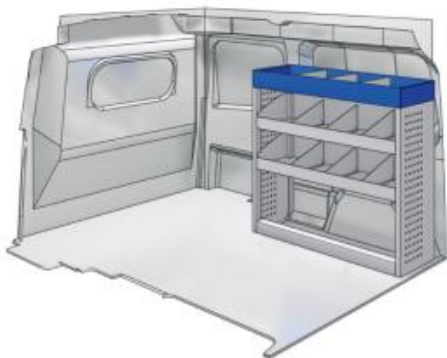


VAN CARE



CONNECT

57-1-101-00



1014mm 980mm 360mm 21kg

Bronze Line



(wheel base: 2970mm)

RIGHT SIDE

57-1-103-00



1014mm 980mm 360mm 35kg

Silver Line



(wheel base: 2970mm)

57-1-151-00



1014mm 1085mm 360mm 60kg

Gold Line



(wheel base: 2970mm)

TRANSIT CUSTOM



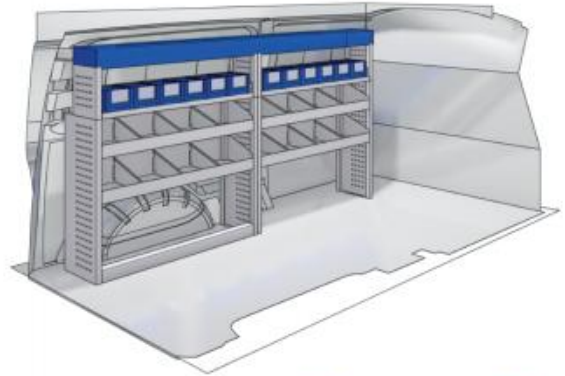
LEFT SIDE

Bronze Line

57-1-120-00



(wheel base: 2933mm)



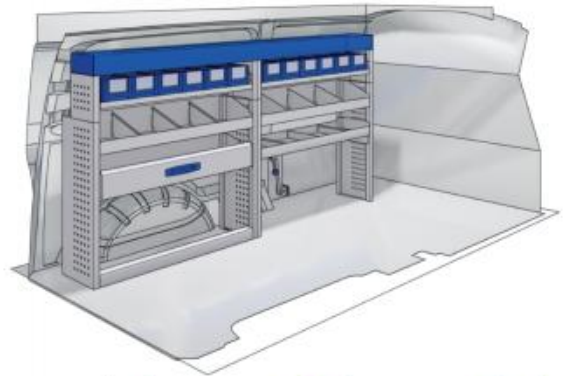
2028mm
 1260mm
 360mm
 53kg

Silver Line

57-1-122-00



(wheel base: 2933mm)



2028mm
 1225mm
 360mm
 65kg

Gold Line

57-1-124-00



(wheel base: 2933mm)



2028mm
 1260mm
 360mm
 78kg



VAN CARE



TRANSIT CUSTOM



Also fits with electric versions

57-1-121-00



L 1267mm **D** 1085mm **D** 360mm **B** 48kg

Bronze Line



(wheel base: 2933mm)

RIGHT SIDE

57-1-123-00



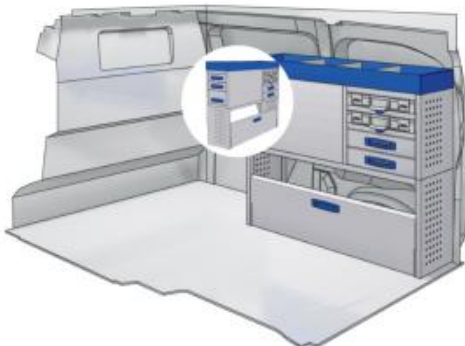
L 1267mm **D** 1085mm **D** 360mm **B** 66kg

Silver Line



(wheel base: 2933mm)

57-1-105-00



L 1267mm **D** 1085mm **D** 360mm **B** 63kg

Gold Line



(wheel base: 2933mm)

TRANSIT CUSTOM



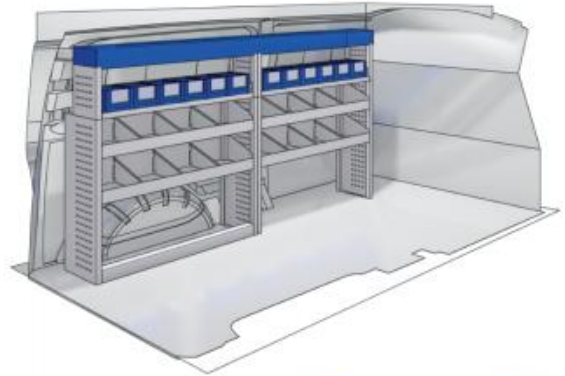
LEFT SIDE

Bronze Line

57-1-120-00



(wheel base: 3300mm)



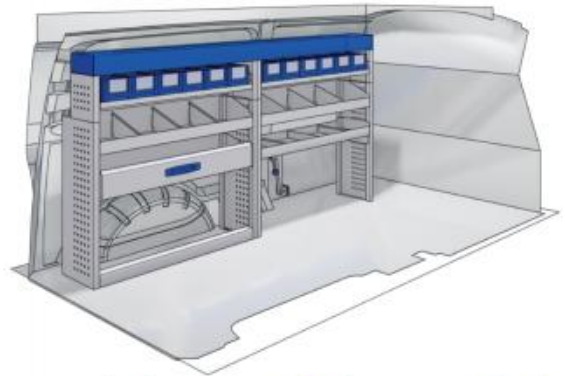
 2028mm
  1260mm
  360mm
  53kg

Silver Line

57-1-122-00



(wheel base: 3300mm)



 2028mm
  1225mm
  360mm
  65kg

Gold Line

57-1-124-00



(wheel base: 3300mm)



 2028mm
  1260mm
  360mm
  78kg



VAN CARE

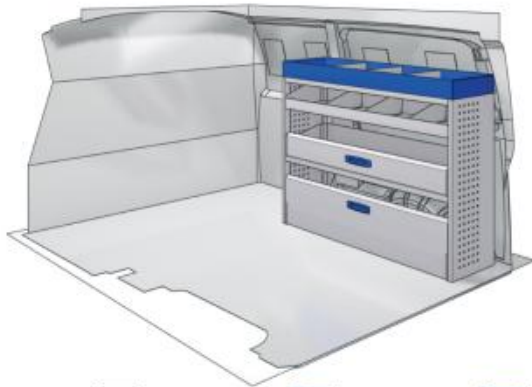


**TRANSIT
CUSTOM**



Also fits with electric versions

57-1-125-00



L 1521mm **D** 1085mm **D** 360mm **B** 56kg

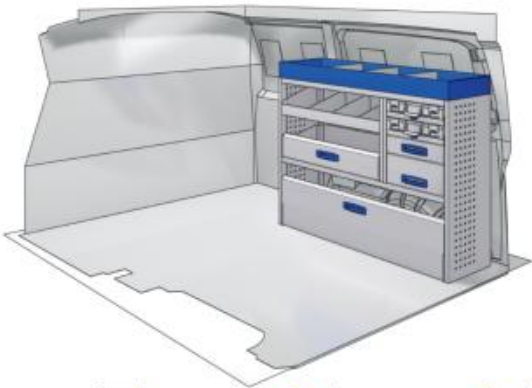
Bronze Line



(wheel base: 3300mm)

RIGHT SIDE

57-1-126-00



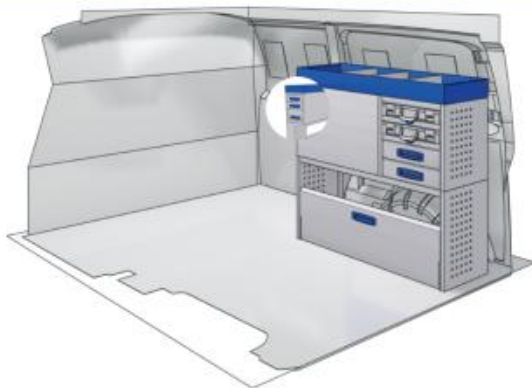
L 1521mm **D** 1085mm **D** 360mm **B** 73kg

Silver Line



(wheel base: 3300mm)

57-1-105-00



L 1267mm **D** 1085mm **D** 360mm **B** 63kg

Gold Line



(wheel base: 3300mm)

TRANSIT CUSTOM



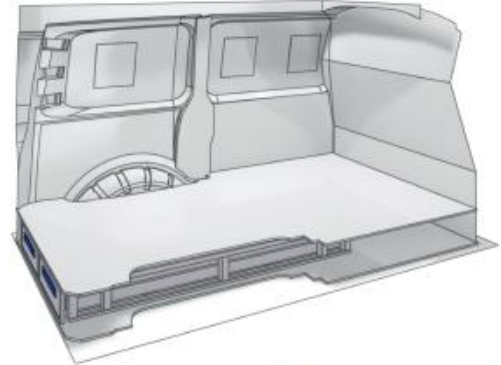
XLD LINE

Bronze Line

57-1-154-00



(wheel base: 2933mm)



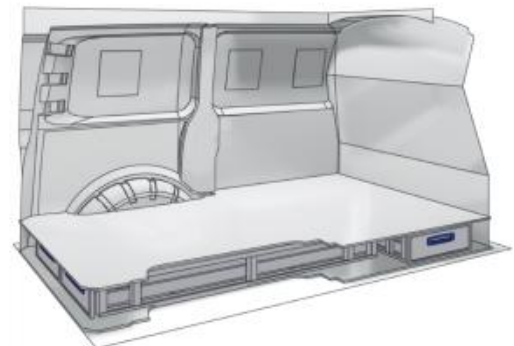
L 1526mm
 H 176mm
 D 1218mm
 W 52kg

Silver Line

57-1-127-00



(wheel base: 2933mm)



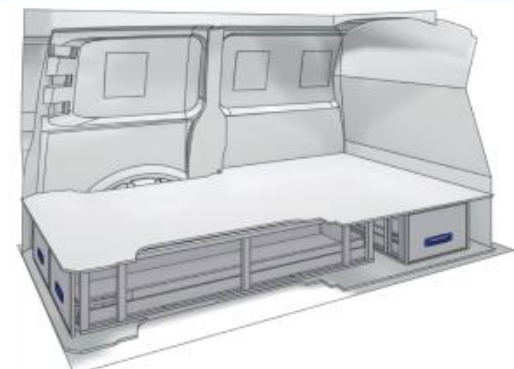
L 2106mm
 H 176mm
 D 1526mm
 W 76kg

Gold Line

57-1-128-00



(wheel base: 2933mm)



L 2106mm
 H 310mm
 D 1526mm
 W 98kg



VAN CARE

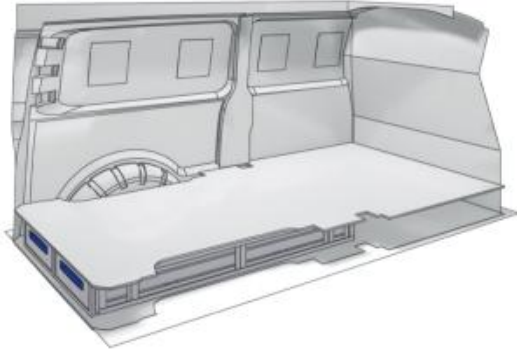
TRANSIT CUSTOM



Also fits
with
electric versions

57-1-154-00

Bronze Line

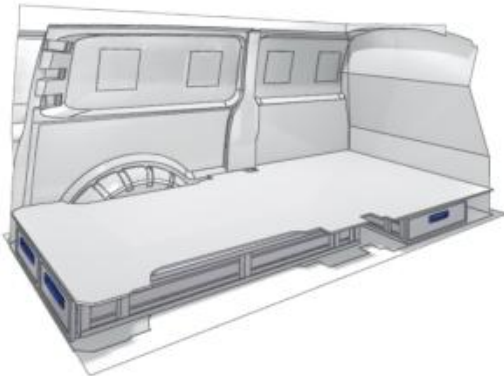


(wheel base: 3300mm)

1526mm 176mm 1218mm 52kg

57-1-130-00

Silver Line

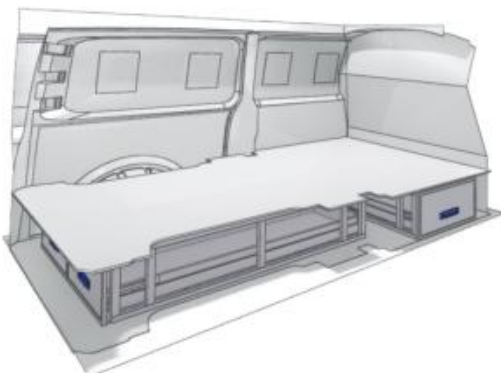


(wheel base: 3300mm)

2135mm 176mm 1526mm 78kg

57-1-131-00

Gold Line



(wheel base: 3300mm)

2135mm 310mm 1526mm 99kg

TRANSIT CUSTOM

2024



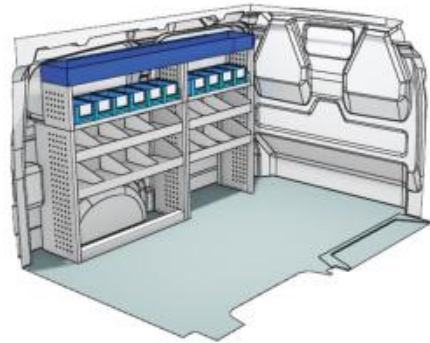
LEFT SIDE

Bronze Line

57-1-115-00



(wheel base: 3100mm)



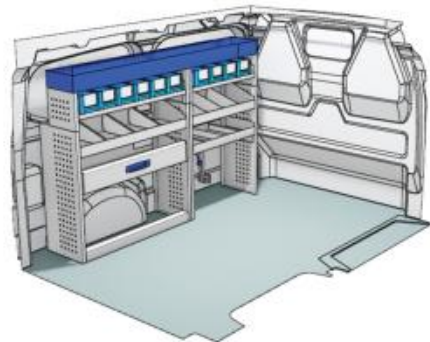
1774mm
 1260mm
 360mm
 50kg

Silver Line

57-1-117-00



(wheel base: 3100mm)



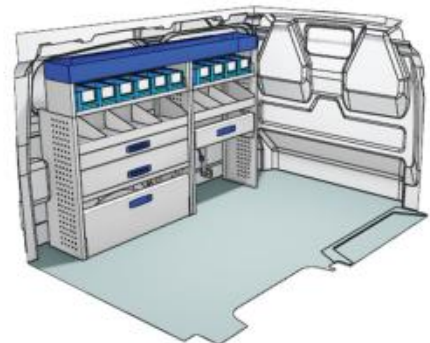
1774mm
 1225mm
 360mm
 63kg

Gold Line

57-1-119-00



(wheel base: 3100mm)



1774mm
 1260mm
 360mm
 74kg



VAN CARE

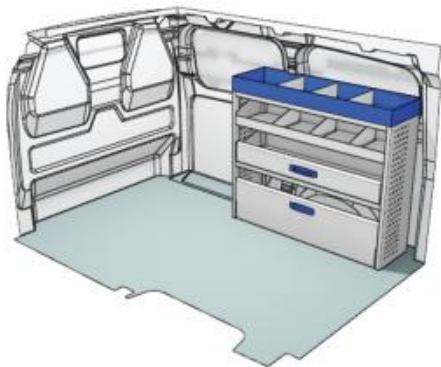
TRANSIT CUSTOM

2024



57-1-121-00

Bronze Line



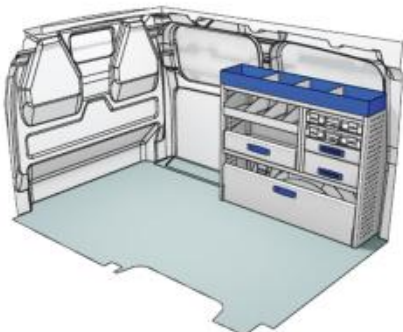
RIGHT SIDE

L 1267mm **D** 1085mm **D** 360mm **B** 48kg

(wheel base: 3100mm)

57-1-123-00

Silver Line

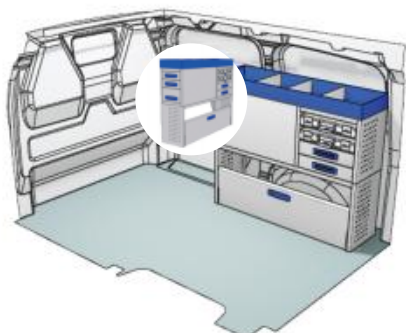


L 1267mm **D** 1085mm **D** 360mm **B** 66kg

(wheel base: 3100mm)

57-1-105-00

Gold Line



L 1267mm **D** 1085mm **D** 360mm **B** 63kg

(wheel base: 3100mm)

TRANSIT CUSTOM

2024



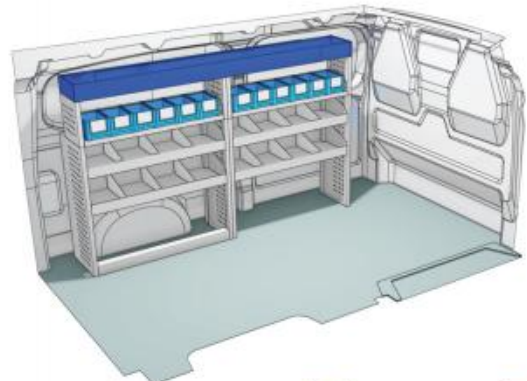
LEFT SIDE

Bronze Line




(wheel base: 3500mm)

57-1-120-00



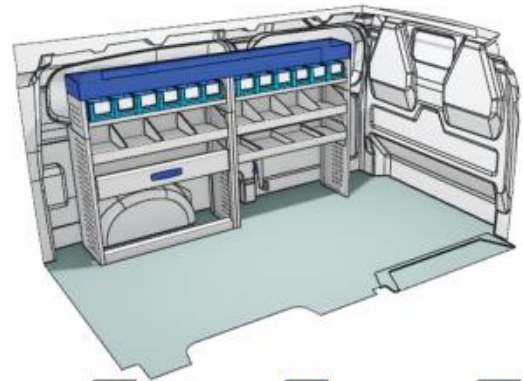
 2028mm
  1260mm
  360mm
  53kg

Silver Line



(wheel base: 3500mm)

57-1-122-00



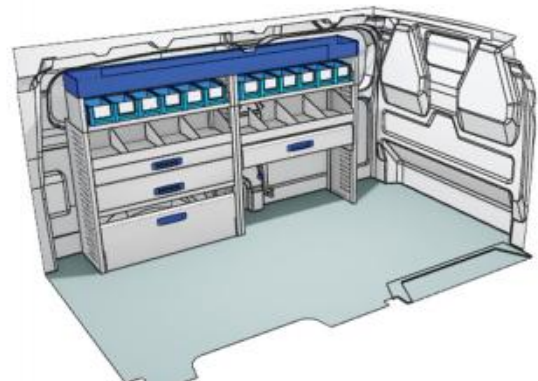
 2028mm
  1225mm
  360mm
  65kg

Gold Line



(wheel base: 3500mm)

57-1-124-00



 2028mm
  1260mm
  360mm
  78kg



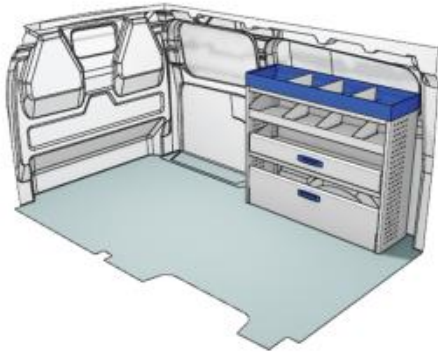
VAN CARE

TRANSIT CUSTOM

2024



57-1-121-00



L 1267mm **D** 1085mm **D** 360mm **B** 48kg

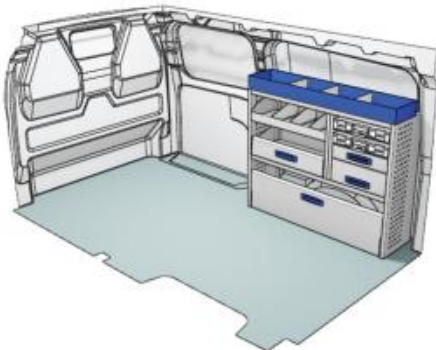
Bronze Line



(wheel base: 3500mm)

RIGHT SIDE

57-1-123-00



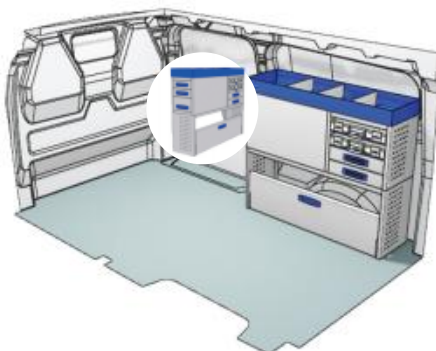
L 1267mm **D** 1085mm **D** 360mm **B** 66kg

Silver Line



(wheel base: 3500mm)

57-1-105-00



L 1267mm **D** 1085mm **D** 360mm **B** 63kg

Gold Line



(wheel base: 3500mm)

TRANSIT



VAN CARE

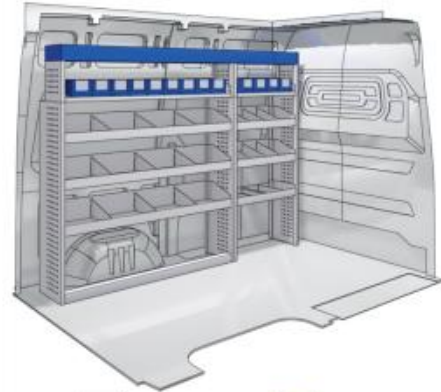
LEFT SIDE

Bronze Line

57-1-133-00



(wheel base: 3300mm)



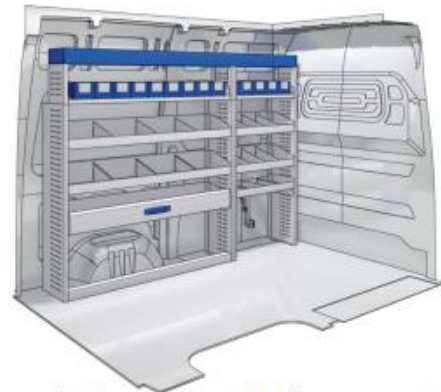
 2281mm  1750mm  360mm  73kg

Silver Line

57-1-135-00




(wheel base: 3300mm)




 2281mm  1750mm  360mm  83kg

Gold Line

57-1-136-00



(wheel base: 3300mm)



 2281mm  1750mm  360mm  120kg



VAN CARE



TRANSIT

 **EV COMPATIBLE**
Also fits with electric versions

57-1-134-00

Bronze Line



(wheel base: 3300mm)

 1267mm  1750mm  360mm  60kg

RIGHT SIDE

57-1-123-00

Silver Line



(wheel base: 3300mm)

 1267mm  1085mm  360mm  60kg

57-1-105-00

Gold Line



(wheel base: 3300mm)

 1267mm  1085mm  360mm  63kg

TRANSIT



VAN CARE

LEFT SIDE

Bronze Line

57-1-137-00



(wheel base: 3750mm)




 2788mm  1750mm  360mm  80kg

Silver Line

57-1-135-00



(wheel base: 3750mm)



 2788mm  1750mm  360mm  90kg

Gold Line

57-1-140-00



(wheel base: 3750mm)



 2788mm  1750mm  360mm  130kg



VAN CARE



TRANSIT



57-1-138-00

Bronze Line



L 1521mm **D** 1750mm **D** 360mm **B** 66kg



(wheel base: 3750mm)

RIGHT SIDE

57-1-123-00

Silver Line



L 1267mm **D** 1085mm **D** 360mm **B** 75kg



(wheel base: 3750mm)

57-1-105-00

Gold Line



L 1267mm **D** 1085mm **D** 360mm **B** 63kg



(wheel base: 3750mm)

TRANSIT



VAN CARE

LEFT SIDE

Bronze Line

57-1-142-00



(wheel base: 3750mm L4)



3802mm 1750mm 360mm 110kg

Silver Line

57-1-145-00



(wheel base: 3750mm L4)



3802mm 1750mm 360mm 120kg

Gold Line

57-1-146-00



(wheel base: 3750mm L4)



3802mm 1750mm 360mm 160kg



VAN CARE



TRANSIT

 Also fits with electric versions
EV COMPATIBLE

57-1-143-00

Bronze Line



 2281mm  1750mm  360mm  108kg

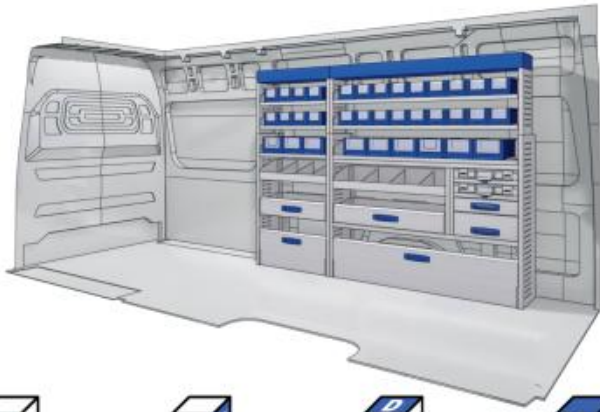


(wheel base: 3750mm L4)

RIGHT SIDE

57-1-152-00

Silver Line



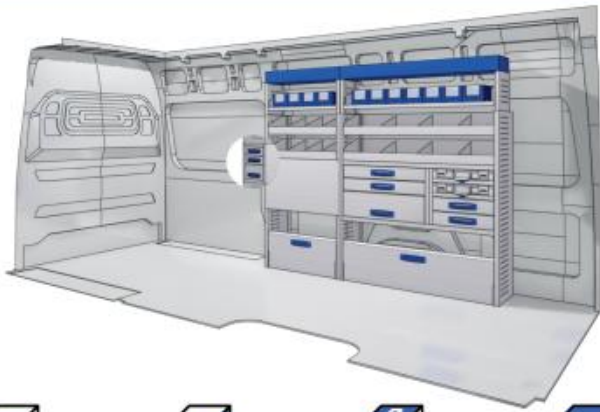
 2281mm  1750mm  360mm  128kg



(wheel base: 3750mm L4)

57-1-153-00

Gold Line



 2025mm  1750mm  360mm  143kg



(wheel base: 3750mm L4)



VAN CARE

Polychemstraat 14
6191NL Beek (Limburg) Netherlands
Phone number: 0031 6 2952 3900

