



**VAN CARE**



**VAN RACKING**  
**FIAT**

# ABOUT US

Van Care has been a manufacturer in the field of commercial vehicle Van Racking Kits for many years. Our head office is located in Beek, The Netherlands, and our team consists of four employees. The production site is based in Poland, and has 100 employees.

Van Care offers a suitable solution for every commercial vehicle. We work with lightweight modular equipment and provide tailor-made solutions. The modular construction allows you to put together your ideal interior with the exact shelves, drawers and spaces you need.



Thanks to an extensive network of specialized dealers, we can deliver fully customized Van Racking. Kits tailored specifically to your needs. Feel free to contact us for more information and an introductory conversation.

## VAN CARE PRODUCTS

Van Care products are innovative, lightweight and durable. All products are made of ultra-high strength materials, resulting in minimal weight and maximum loading capacity.



THE BEST  
QUALITY



FREE  
CONSULTANCY



COST  
REDUCTION

# SAFETY

All Van Care's Van Racking Kits are tested extensively. Crash tests are continuously being carried out at specialized research centers.

Simulation, load capacity and vibration tests are continuously researched and performed.

Time and time again our products have proven to be extremely safe. Take these results from one of our frontal impact tests for example.



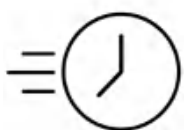
The speed of the crash test was increased from 32km/h to 50km/h. According to the report, the material had been deformed, but without creating dangerous situations for the passengers due to the loosening of parts.

## SAFETY & QUALITY

ARE OUR MAIN GOALS

# PROVEN QUALITY OF OUR PRODUCTS

Van Care guarantees optimal safety, today and in the future. Everything is made for functional use and safety during work and transport. The production is fully certified and complies to ISO 9001:2015 and TÜV requirements.



TIME  
SAVING



PERSONALIZED  
PROJECT



GREAT  
TESTS RESULTS





# CONTENT LIST:

## FIORINO

MODULES:  
WHEEL BASE:2513mm 6-7

## DOBLO

MODULES:  
WHEEL BASE:2755mm 8-9  
WHEEL BASE:3105mm 10-11  
XLD LINE:  
WHEEL BASE:2662mm 12  
WHEEL BASE:3105mm 13  
MODULES 2022+:  
WHEEL BASE:2785mm 14-15  
WHEEL BASE:2975mm 16-17  
XLD LINE 2022+:  
WHEEL BASE:2785mm 18  
WHEEL BASE:2975mm 19

## TALENTO

MODULES:  
WHEEL BASE:3098mm 20-21  
WHEEL BASE:3498mm 22-23  
XLD LINE:  
WHEEL BASE:3098mm 24  
WHEEL BASE:3498mm 25

## SCUDO

MODULES:  
WHEEL BASE:2925mm 26-27  
WHEEL BASE:3275mm 28-29

## DUCATO

MODULES:  
WHEEL BASE:3000mm 30-31  
WHEEL BASE:3450mm 32-33  
WHEEL BASE:4035mm 34-35  
WHEEL BASE:4035mm MAXI 36-37



Length



Height



Depth



Weight

# FIORINO



## VAN CARE

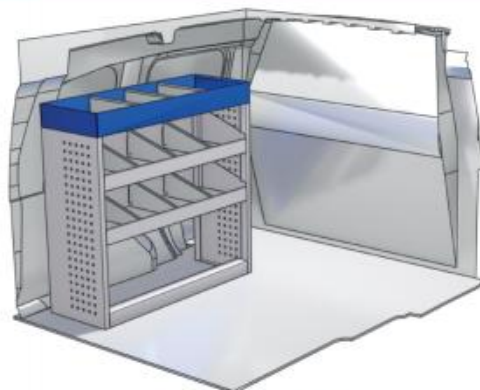
LEFT SIDE

Bronze Line

57-1-101-00



(wheel base: 2513mm)



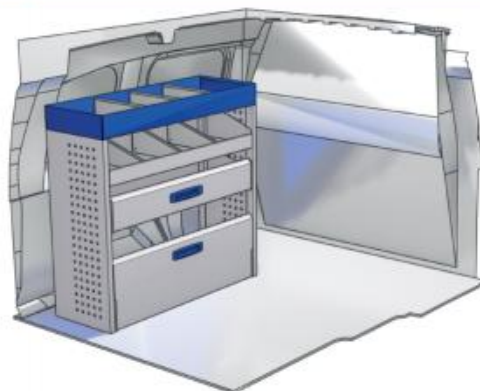
 1014mm  980mm  360mm  21kg

Silver Line

57-1-103-00



(wheel base: 2513mm)



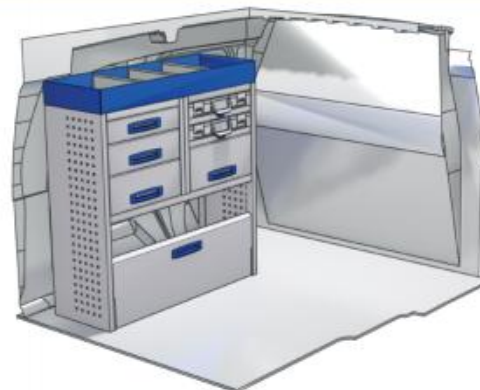
 1014mm  980mm  360mm  35kg

Gold Line

57-1-150-00



(wheel base: 2513mm)



 1014mm  1085mm  360mm  56kg



# DOBLO



## VAN CARE

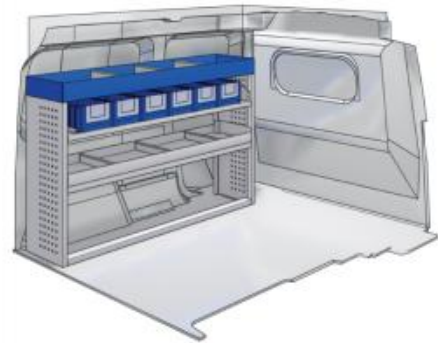
LEFT SIDE

Bronze Line

57-1-106-00



(wheel base: 2755mm)



 1521mm  980mm  360mm  45kg

Silver Line

57-1-107-00



(wheel base: 2755mm)




 1521mm  980mm  360mm  45kg

Gold Line

57-1-108-00



(wheel base: 2755mm)



 1521mm  980mm  360mm  68kg



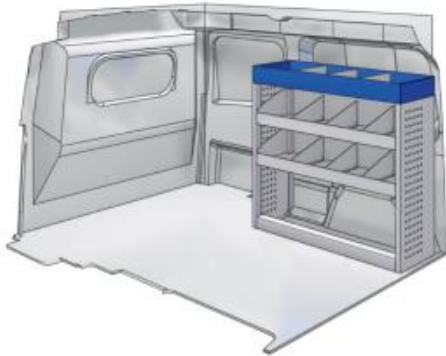
**VAN CARE**



# DOBLO

57-1-101-00

Bronze Line



(wheel base: 2755mm)

**L** 1014mm **D** 980mm **D** 360mm **B** 21kg

57-1-103-00

Silver Line



(wheel base: 2755mm)

**L** 1014mm **D** 980mm **D** 360mm **B** 35kg

57-1-151-00

Gold Line



(wheel base: 2755mm)

**L** 1014mm **D** 1085mm **D** 360mm **B** 60kg

RIGHT SIDE

# DOBLO MAXI




## VAN CARE

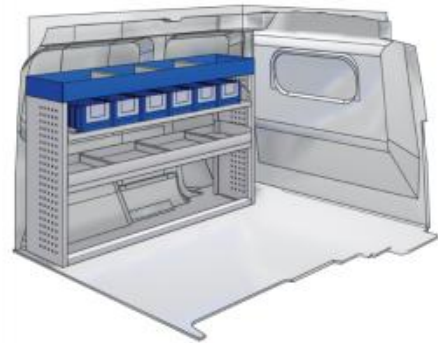
LEFT SIDE

Bronze Line

57-1-106-00



(wheel base: 3105mm)



 1521mm  980mm  360mm  45kg

Silver Line

57-1-107-00



(wheel base: 3105mm)




 1521mm  980mm  360mm  45kg

Gold Line

57-1-108-00



(wheel base: 3105mm)



 1521mm  980mm  360mm  68kg

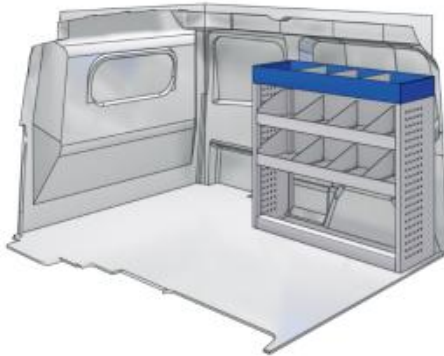


VAN CARE

# DOBLO MAXI

57-1-101-00

Bronze Line



(wheel base: 3105mm)

**L** 1014mm **D** 980mm **D** 360mm **B** 21kg

57-1-103-00

Silver Line



(wheel base: 3105mm)

**L** 1014mm **D** 980mm **D** 360mm **B** 35kg

57-1-151-00

Gold Line



(wheel base: 3105mm)

**L** 1014mm **D** 1085mm **D** 360mm **B** 60kg

RIGHT SIDE

# DOBLO



## VAN CARE

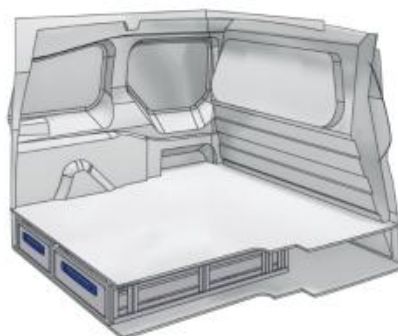
XLD LINE

Bronze Line

57-1-155-00



(wheel base: 2755mm)



1026mm 176mm 1075mm 41kg

Silver Line

57-1-109-00



(wheel base: 2755mm)



1492mm 176mm 1270mm 62kg

Gold Line

57-1-110-00



(wheel base: 2755mm)



1492mm 310mm 1270mm 111kg



VAN CARE

# DOBLO MAXI

57-1-156-00

Bronze Line

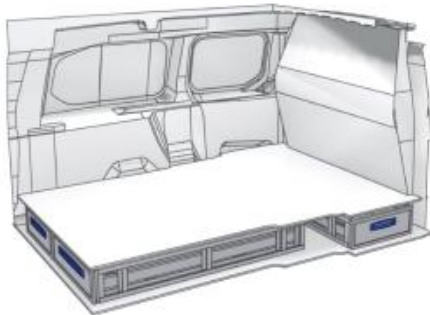


(wheel base: 3105mm)

 1266mm  176mm  1075mm  44kg

57-1-148-00

Silver Line



(wheel base: 3105mm)

 1732mm  176mm  1266mm  65kg

57-1-113-00

Gold Line



(wheel base: 3105mm)

 1732mm  310mm  1266mm  120kg

# DOBLO

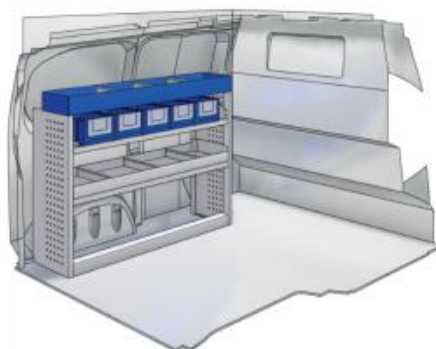


## VAN CARE

LEFT SIDE

Bronze Line

57-1-100-00



(wheel base: 2785mm)

1267mm 980mm 360mm 40kg

Silver Line

57-1-102-00



(wheel base: 2785mm)

1267mm 980mm 360mm 37kg

Gold Line

57-1-104-00



(wheel base: 2785mm)

1267mm 980mm 360mm 60kg



**VAN CARE**

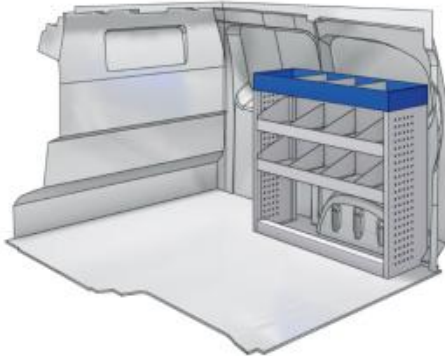


# DOBLO



57-1-101-00

Bronze Line



**L** 1014mm **D** 980mm **D** 360mm **B** 21kg



(wheel base: 2785mm)

RIGHT SIDE

57-1-103-00

Silver Line



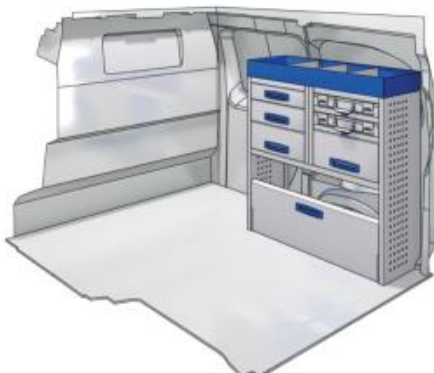
**L** 1014mm **D** 980mm **D** 360mm **B** 35kg



(wheel base: 2785mm)

57-1-150-00

Gold Line



**L** 1014mm **D** 1085mm **D** 360mm **B** 56kg



(wheel base: 2785mm)

# DOBLO



## VAN CARE

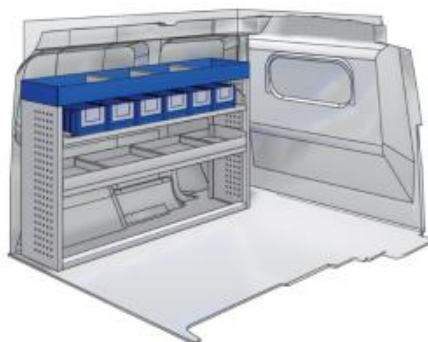
LEFT SIDE

Bronze Line

57-1-106-00



(wheel base: 2975mm)



 1521mm  980mm  360mm  45kg

Silver Line

57-1-107-00



(wheel base: 2975mm)




 1521mm  980mm  360mm  45kg

Gold Line

57-1-108-00



(wheel base: 2975mm)



 1521mm  980mm  360mm  68kg



**VAN CARE**

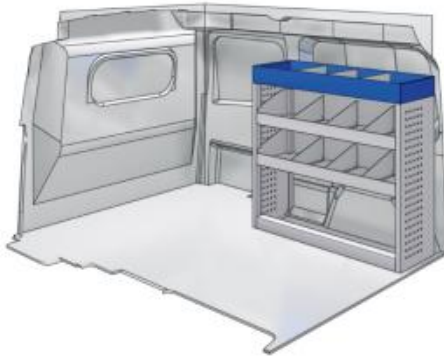


# DOBLO

**EV COMPATIBLE** Also fits with electric versions

57-1-101-00

**Bronze Line**



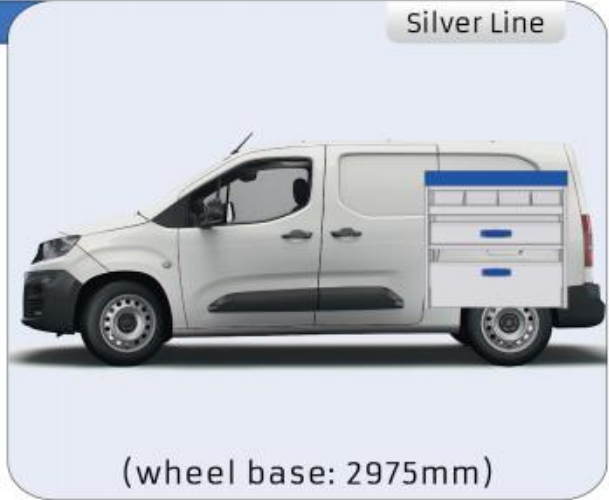
RIGHT SIDE

**L** 1014mm **D** 980mm **D** 360mm **B** 21kg

(wheel base: 2975mm)

57-1-103-00

**Silver Line**



**L** 1014mm **D** 980mm **D** 360mm **B** 35kg

(wheel base: 2975mm)

57-1-151-00

**Gold Line**



**L** 1014mm **D** 1085mm **D** 360mm **B** 60kg

(wheel base: 2975mm)

# DOBLO



## VAN CARE

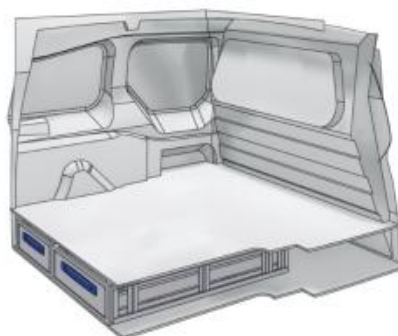
XLD LINE

Bronze Line

57-1-155-00



(wheel base: 2785mm)



L 1026mm H 176mm D 1075mm W 41kg

Silver Line

57-1-109-00



(wheel base: 2785mm)



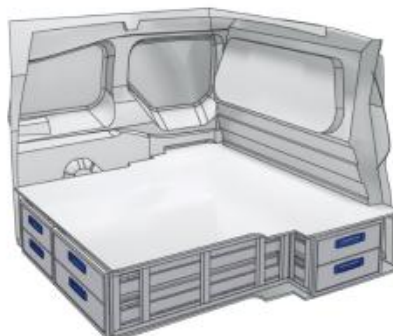
L 1492mm H 176mm D 1270mm W 62kg

Gold Line

57-1-110-00



(wheel base: 2785mm)



L 1492mm H 310mm D 1270mm W 111kg



**VAN CARE**



# DOBLO

 Also fits with electric versions  
**EV COMPATIBLE**

57-1-156-00

**Bronze Line**

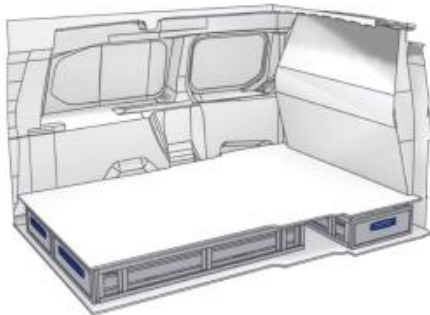


(wheel base: 2975mm)

 1266mm  176mm  1075mm  44kg

57-1-148-00

**Silver Line**



(wheel base: 2975mm)

 1732mm  176mm  1266mm  65kg

57-1-113-00

**Gold Line**



(wheel base: 2975mm)

 1732mm  310mm  1266mm  120kg

# TALENTO




# VAN CARE

LEFT SIDE

Bronze Line

57-1-115-00



(wheel base: 3098mm)




1774mm 1260mm 360mm 50kg

Silver Line

57-1-117-00



(wheel base: 3098mm)



1774mm 1225mm 360mm 63kg

Gold Line

57-1-119-00



(wheel base: 3098mm)



1774mm 1260mm 360mm 74kg



VAN CARE



TALENTO

57-1-116-00

Bronze Line



RIGHT SIDE

L 1014mm    1085mm    D 360mm    8 40kg

(wheel base: 3098mm)

57-1-118-00



L 1014mm    1085mm    D 360mm    8 55kg

(wheel base: 3098mm)

57-1-105-00



L 1267mm    1085mm    D 360mm    8 63kg

(wheel base: 3098mm)

# TALENTO



# VAN CARE

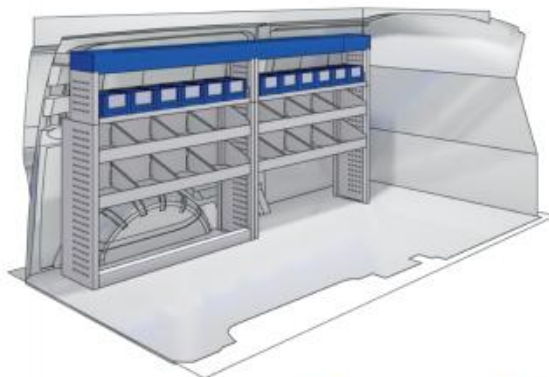
LEFT SIDE

Bronze Line

57-1-120-00



(wheel base: 3498mm)



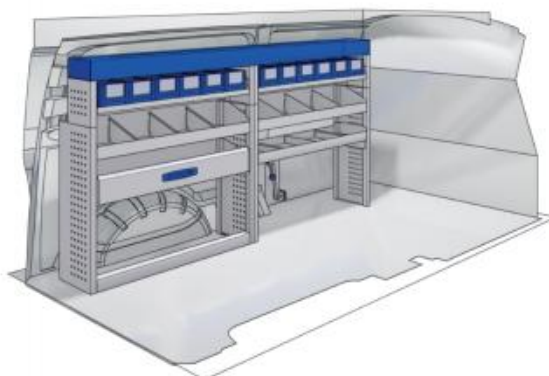
2028mm 1260mm 360mm 53kg

Silver Line

57-1-122-00



(wheel base: 3498mm)



2028mm 1225mm 360mm 65kg

Gold Line

57-1-124-00



(wheel base: 3498mm)



2028mm 1260mm 360mm 78kg



VAN CARE



TALENTO

57-1-121-00

Bronze Line



RIGHT SIDE

L 1267mm    1085mm    D 360mm    8 48kg

(wheel base: 3498mm)

57-1-123-00

Silver Line



L 1267mm    1085mm    D 360mm    8 66kg

(wheel base: 3498mm)

57-1-105-00

Gold Line



L 1267mm    1085mm    D 360mm    8 63kg

(wheel base: 3498mm)

# TALENTO



## VAN CARE

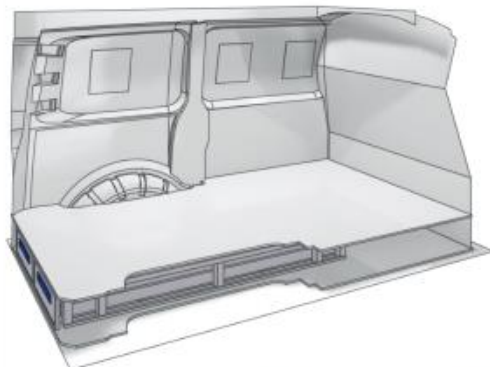
XLD LINE

Bronze Line

57-1-154-00



(wheel base: 3098mm)



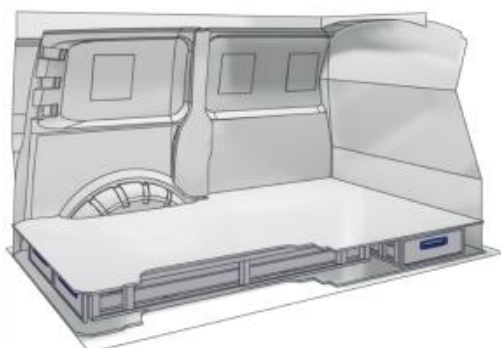
1526mm 176mm 1218mm 52kg

Silver Line

57-1-127-00



(wheel base: 3098mm)



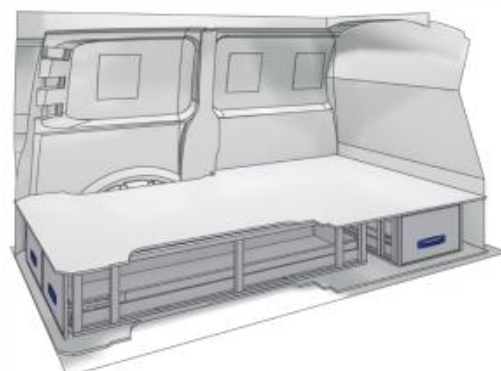
1992mm 176mm 1526mm 76kg

Gold Line

57-1-128-00



(wheel base: 3098mm)



1992mm 310mm 1526mm 98kg



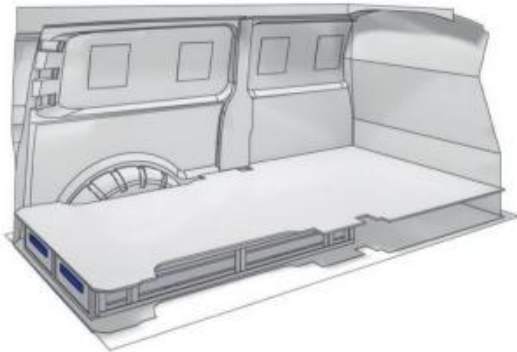
**VAN CARE**



# TALENTO

57-1-154-00

Bronze Line

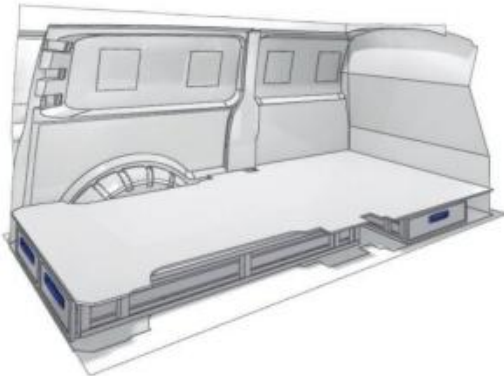


(wheel base: 3498mm)

1526mm 176mm 1218mm 52kg

57-1-130-00

Silver Line

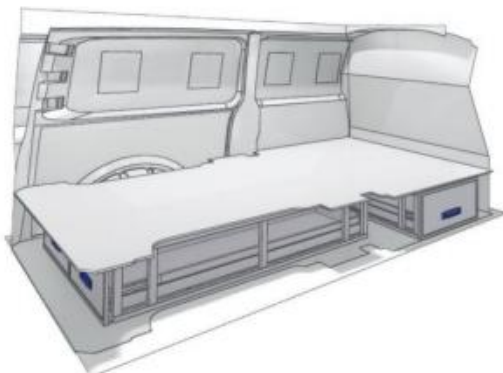


(wheel base: 3498mm)

2135mm 176mm 1526mm 78kg

57-1-131-00

Gold Line



(wheel base: 3498mm)

2135mm 310mm 1526mm 99kg

LEFT SIDE

### Bronze Line

57-1-115-00



(wheel base: 2925mm)



 1774mm
  1260mm
  360mm
  50kg

### Silver Line

57-1-117-00



(wheel base: 2925mm)



 1774mm
  1225mm
  360mm
  63kg

### Gold Line

57-1-119-00



(wheel base: 2925mm)



 1774mm
  1260mm
  360mm
  74kg



**VAN CARE**



# SCUDO



57-1-116-00

Bronze Line



RIGHT SIDE

**L** 1014mm **D** 1085mm **D** 360mm **8** 40kg

(wheel base: 2925mm)

57-1-118-00



**L** 1014mm **D** 1085mm **D** 360mm **8** 55kg

(wheel base: 2925mm)

57-1-105-00



**L** 1267mm **D** 1085mm **D** 360mm **8** 63kg

(wheel base: 2925mm)

# SCUDO MAXI



## VAN CARE

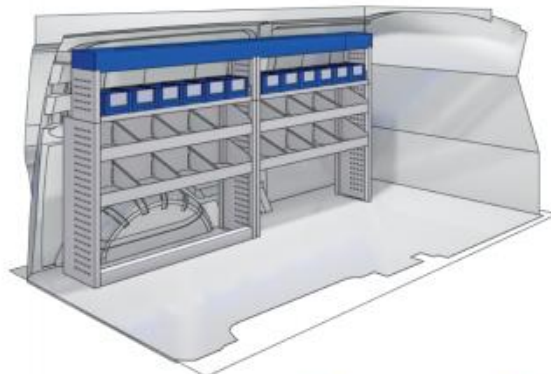
LEFT SIDE

Bronze Line

57-1-120-00



(wheel base: 3275mm)



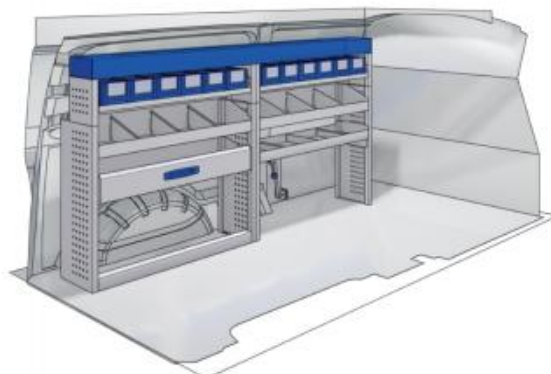
2028mm 1260mm 360mm 53kg

Silver Line

57-1-122-00




(wheel base: 3275mm)



2028mm 1225mm 360mm 65kg

Gold Line

57-1-124-00



(wheel base: 3275mm)



2028mm 1260mm 360mm 78kg



VAN CARE

# SCUDO MAXI



Also fits with electric versions

57-1-121-00



**L** 1267mm **D** 1085mm **D** 360mm **B** 48kg

Bronze Line



(wheel base: 3275mm)

RIGHT SIDE

57-1-123-00



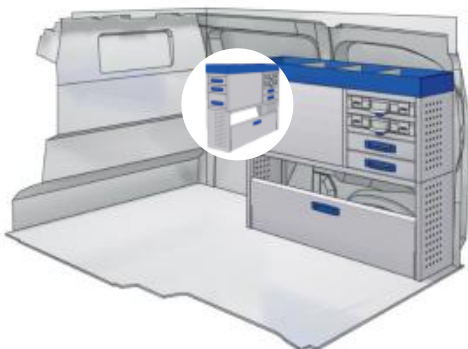
**L** 1267mm **D** 1085mm **D** 360mm **B** 66kg

Silver Line



(wheel base: 3275mm)

57-1-105-00



**L** 1267mm **D** 1085mm **D** 360mm **B** 63kg

Gold Line



(wheel base: 3275mm)

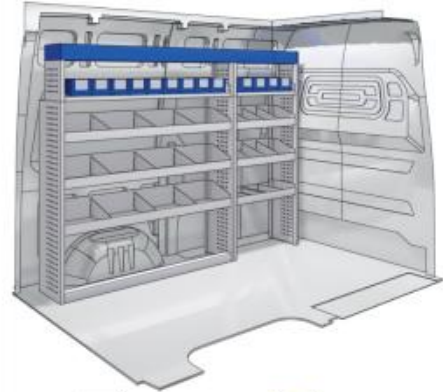
LEFT SIDE

### Bronze Line

57-1-133-00



(wheel base: 3000mm)



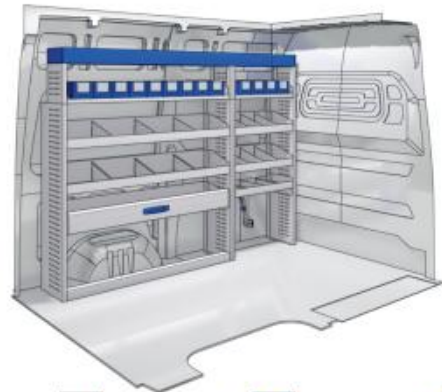
 2281mm
  1750mm
  360mm
  73kg

### Silver Line

57-1-135-00




(wheel base: 3000mm)




 2281mm
  1750mm
  360mm
  83kg

### Gold Line

57-1-136-00




(wheel base: 3000mm)



 2281mm
  1750mm
  360mm
  120kg



**VAN CARE**



# DUCATO



57-1-134-00

Bronze Line



RIGHT SIDE

1267mm 1750mm 360mm 60kg

(wheel base: 3000mm)

57-1-123-00

Silver Line



1267mm 1085mm 360mm 60kg

(wheel base: 3000mm)

57-1-105-00

Gold Line



1267mm 1085mm 360mm 63kg


(wheel base: 3000mm)




LEFT SIDE

### Bronze Line

57-1-137-00




(wheel base: 3450mm)



2788mm 1750mm 360mm 80kg

### Silver Line

57-1-139-00




(wheel base: 3450mm)



2788mm 1750mm 360mm 90kg

### Gold Line

57-1-140-00



(wheel base: 3450mm)



2788mm 1750mm 360mm 130kg



**VAN CARE**



# DUCATO

 EV COMPATIBLE  
Also fits with electric versions

57-1-138-00

Bronze Line



 1521mm  1750mm  360mm  66kg



(wheel base: 3450mm)

RIGHT SIDE

57-1-126-00

Silver Line



 1521mm  1085mm  360mm  75kg



(wheel base: 3450mm)

57-1-105-00

Gold Line



 1267mm  1085mm  360mm  63kg



(wheel base: 3450mm)



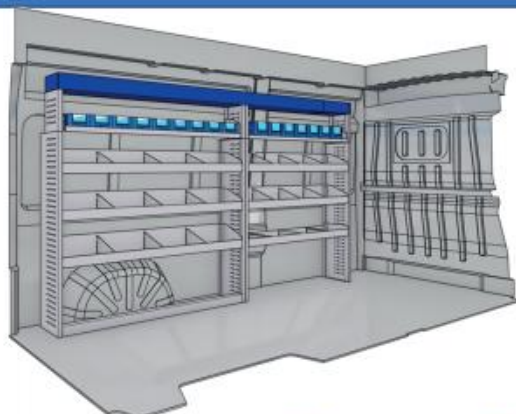
LEFT SIDE

### Bronze Line

57-1-137-00



(wheel base: 4035mm)




**L** 2788mm **D** 1750mm **H** 360mm **KG** 80kg

### Silver Line

57-1-139-00




(wheel base: 4035mm)




**L** 2788mm **D** 1750mm **H** 360mm **KG** 90kg

### Gold Line

57-1-140-00



(wheel base: 4035mm)



**L** 2788mm **D** 1750mm **H** 360mm **KG** 130kg



**VAN CARE**



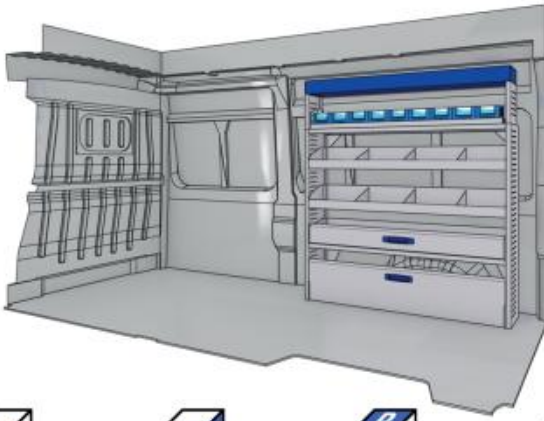
**DUCATO**



Also fits with electric versions

57-1-138-00

Bronze Line



**L** 1521mm **H** 1750mm **D** 360mm **KG** 66kg

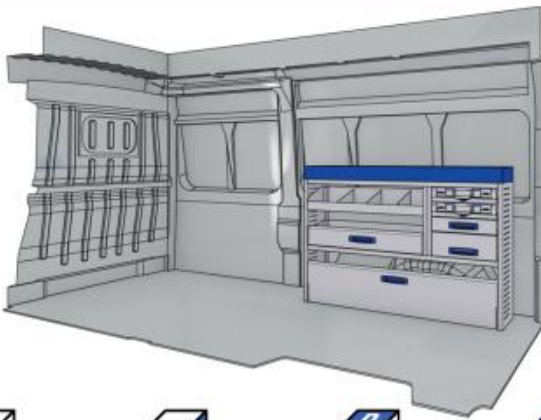


(wheel base: 4035mm)

RIGHT SIDE

57-1-126-00

Silver Line



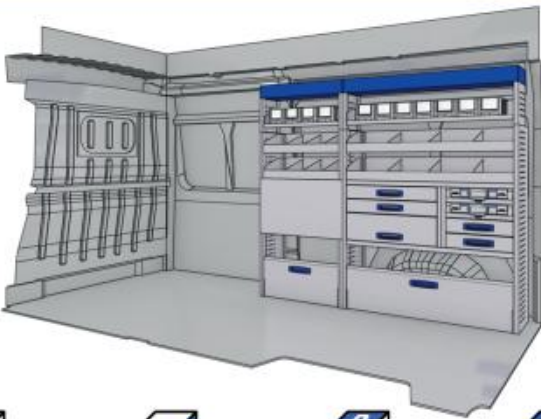
**L** 1521mm **H** 1085mm **D** 360mm **KG** 75kg



(wheel base: 4035mm)

57-1-153-00

Gold Line



**L** 2025mm **H** 1750mm **D** 360mm **KG** 143kg



(wheel base: 4035mm)

# DUCATO MAXI



# VAN CARE


LEFT SIDE

Bronze Line

57-1-142-00



(wheel base: 4035mm)




 3802mm  1750mm  360mm  110kg

Silver Line

57-1-145-00



(wheel base: 4035mm)




 3802mm  1750mm  360mm  120kg

Gold Line

57-1-146-00



(wheel base: 4035mm)



 3802mm  1750mm  360mm  160kg




VAN CARE

# DUCATO MAXI



57-1-147-00

Bronze Line




RIGHT SIDE

2535mm 1750mm 360mm 120kg

(wheel base: 4035mm)

57-1-152-00

Silver Line

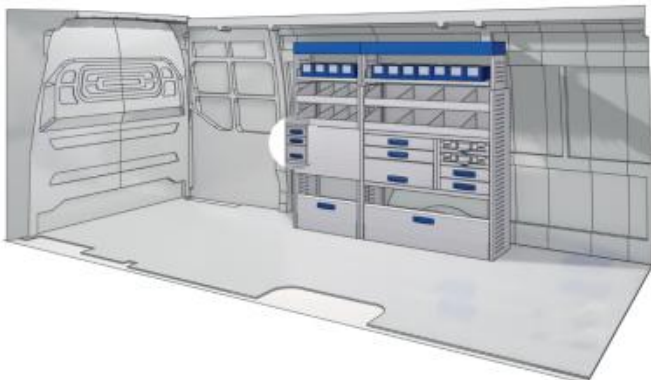


2281mm 1750mm 360mm 128kg

(wheel base: 4035mm)

57-1-153-00

Gold Line



2025mm 1085mm 360mm 143kg

(wheel base: 4035mm)



**VAN CARE**

Polychemstraat 14  
6191NL Beek (Limburg) Netherlands  
Phone number: 0031 6 2952 3900

